



City of Ventura 2013 Comprehensive Water Resources Report

**Susan Rungren
Water Resources Planning Engineer**

**Ventura River Watershed Council Presentation
July 11, 2013**


Defining The Report

What is it?

- Demand for only approved projects
- Rational for water projections

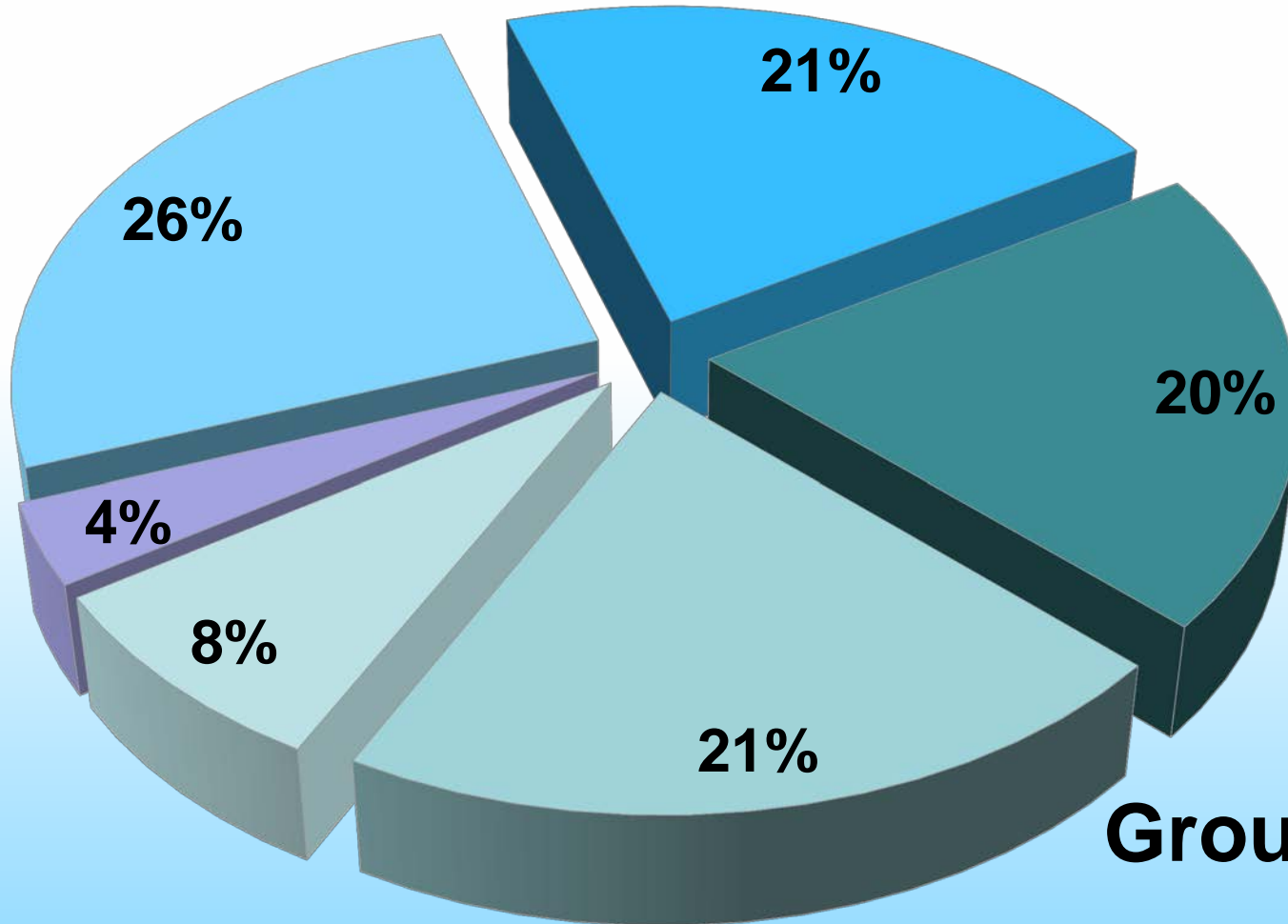
What it isn't?

- A crystal ball
- Feasibility study for new supply



2013 Water Supply

River Watershed



- Casitas
- River
- Mound
- Oxnard Plain
- Santa Paula
- Recycled

Groundwater




Proposed Demand Factors

Land Use	General Plan Demand Factor	Proposed Ventura Demand Factor
<i>Residential</i>	<i>450 gpd/du</i>	
Residential 0 - 8 du/acre		370 gpd/du
Residential 9 - 20 du/acre		250 gpd/du
Residential 21+ du/acre		250 gpd/du
<i>Retail</i>	<i>250 gpd/ksf</i>	
<i>Office</i>	<i>250 gpd/ksf</i>	
<i>Industrial</i>	<i>315 gpd/ksf</i>	
Commercial/Retail/Industrial/Hotel Public/Institutional		265 gpd/du
<i>Hotel</i>	<i>500 gpd/ksf</i>	
Hospital/Assisted Living		545 gpd/bed
Park/Landscape/Irrigation		2,000 gpd/acre

Future Water Supply Assumptions

- **Casitas**
- **Ventura River**
- **Mound Basin**
- **Oxnard Plain Basin**
- **Santa Paula Basin**
- **Recycled**



Demand Projection Assumptions

- **Baseline**

- past 5 year average
- includes built projects only



- **Future (under construction/approved)**

- 350 dwelling units per year
- proportionate estimate for non-residential

Supply and Demand Projections

Projected	2013 (AFY)	2015 (AFY)	2020 (AFY)
Supply	19,600	18,173 -21,173	18,390 – 23,890
Demand	17,775*	18,062	18,643
Available Supply	1,999	111 -3,111	(253) – 5,247

*Baseline – 5 year average (Calendar Years 2008 – 2012) plus built for Calendar Year 2012, and assumes 350 units built annually from the approved projects list for future years

Proposed Matrix

Sample – Water Demand Impact

Land Use Type	Units	Demand Factor	Total Average Demand	AFY Demand
Residential (0-8) du/ac	85	370 gpd/du	21.84 gpm	35.23
	TOTAL PROJECT DEMAND (AFY)			35.23
	TOTAL PROJECT WATER RIGHTS (AFY)			0
a.	Baseline (existing demand + approved projects) Demand (AFY)			18,643
b.	All Projects Approved Since Jan 1 Demand (AFY)			200
c.	All Conceptual Projects in Planning Process Demand (AFY)			200
	Cumulative Projects (a+b+c) Demand (AFY)			19,043
	Current Supply (plus additional water rights acquired since Jan 1 (AFY)			19,625
	Remaining Available Supply (AFY)			582
	Additional Supply (Water Rights) Acquired Per this Project (AFY)			0
	Available Supply			582

Next Steps

- **Local demand factors**
- **Track/report baseline water consumption and supply annually**
- **Track/report proposed development annually**

Next Steps

- **Develop water supply**
 - **demand management**
 - **water rights**
 - **propose in-lieu fee ordinance**
 - **integrated water management**



Additional Information

- **Check status of our progress on our website:**

<http://www.cityofventura.net/water/supply>

- **Contact me directly:**

Susan Rungren

Email: srungren@venturawater.net